

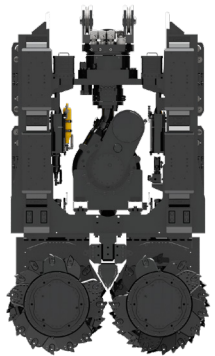


SH module

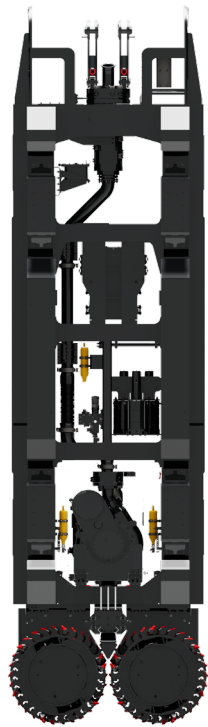
soilmec®

Module data sheet

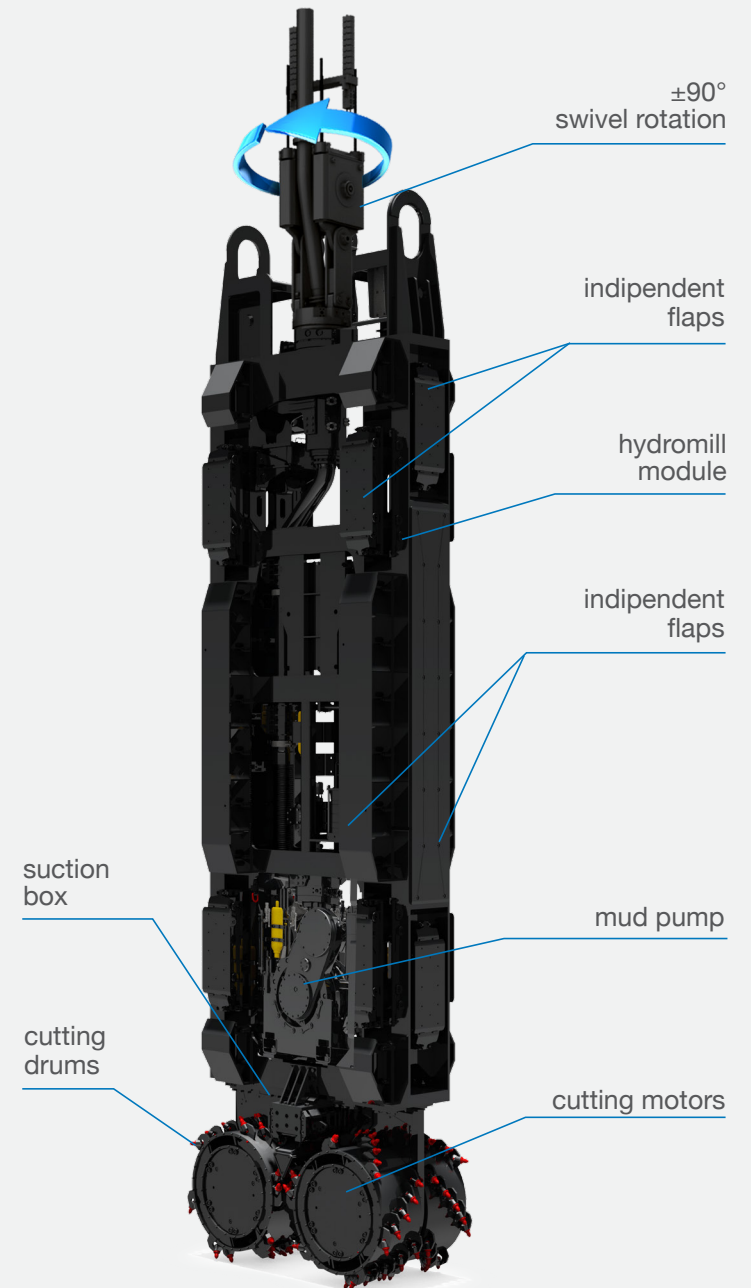

Module SH-25



Module SH-35




Module SH-40



Cutting drums

Standard Teeth Drums



Standard Teeth Drums

Coarse and cohesive soil, alluvial soil with small size of soft rocks boulders, medium-soft decompressed rocks (UCS < 20 MPa)

HD Teeth Drums



HD Teeth Drums

Mixed soils, fractured and medium decompressed rocks (UCS up to 30 MPa)

Standard Pick Drums



Standard Pick Drums

Mixed soils with boulders, fractured and medium-hard decompressed rocks (20-50 MPa UCS)


Auger Pick Drums



Auger Pick Drums

Low fractured medium and hard rock formation (30-50 MPa UCS)

HD Pick Drums



HD Pick Drums

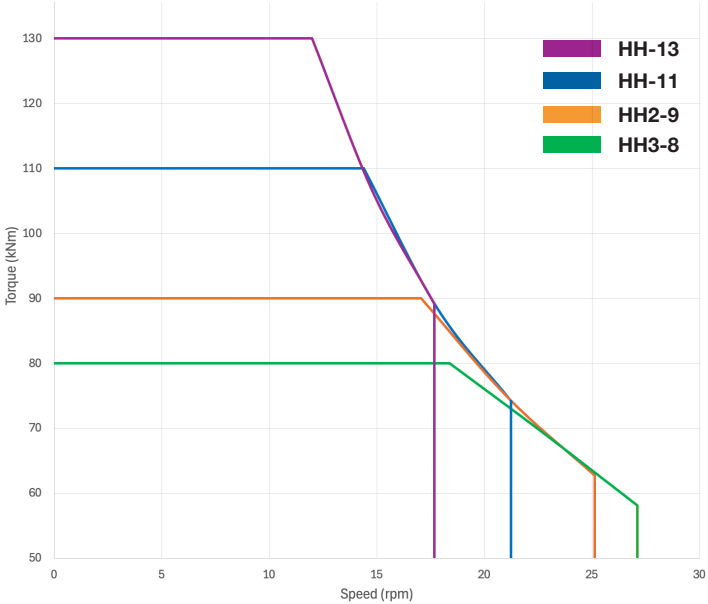
Not fractured hard-extremely hard rock formation (5 UCS > 50 MPa)

Module Type	SH-25		SH-35		SH-40	
Module height (H)	5,2 m	17 ft	10,8 m	35 ft	13,3 m	44 ft
Trench length range	2800 mm	110 in	2800 ÷ 3200 mm	110 ÷ 126 in	2800 ÷ 3200 mm	110 ÷ 126 in
Trench width range	650 ÷ 1500 mm	26 ÷ 59 in	650 ÷ 1500 mm	26 ÷ 59 in	800 ÷ 2000 mm	32 ÷ 79 in
Weight range	20 ÷ 30 t	44092 ÷ 66139 lb	30 ÷ 40 t	66139 ÷ 88185 lb	40 ÷ 50 t	88185 ÷ 110231 lb
Independent mobile flaps	12	12	12	12	12	12
Cutting motors	2	2	2	2	2	2
Torque range	110 kNm	81132 lbf·ft	110 kNm	81132 lbf·ft	110 ÷ 130 kNm	81131,8 ÷ 95883,1 lbf·ft
Drilling speed	25 rpm	25 rpm	25 rpm	25 rpm	25 rpm	25 rpm
Flow rate	450 m³/h	15892 ft³/h	450 m³/h	15892 ft³/h	450 m³/h	15892 ft³/h
Delivery pipe	152 mm	6 in	152 mm	6 in	152 mm	6 in
Hydromill module rotation	+/- 90°	+/- 90°	-45 /+90°	-45 /+90°	0° /+90°	0° /+ 90°

Cutting motors



HH-13		HH-11		HH2-9		HH3-8	
V (rpm)	T (kNm)	V (rpm)	T (kNm)	V (rpm)	T (kNm)	V (rpm)	T (kNm)
0	130	0	110	0	90	0	80
12	130	14	110	17	90	18	80
15	106	18	88	21	75	23	69
18	89	21	74	25	63	27	58
18	0	21	0	25	0	27	0



SOIL UCS (MPa)	TRENCH WIDTH (mm)						CUTTING WHEELS
	650	800	1000	1200	1500	1800	
UCS < 20			SH-25				Type 1 & 2
			SH-35				
			SH-40				
20 < UCS < 50			SH-25				Type 2 & 3
			SH-35				
			SH-40				
30 < UCS < 50			SH-25				Type 4 & 5
			SH-35				
			SH-40				
UCS > 50			SH-25				Type 5
			SH-35				
			SH-40				
		HH-3					
		HH-2					
			HH				
CUTTING MOTOR							
TRENCH WIDTH (mm)							
650	800	1000	1200	1500	1800		



www.soilmec.it

This brochure has been edited and distributed by SOILMEC Spa. The present document cancels and override any previous ones. This brochure shall not be distributed, reproduced or exhibited without SOILMEC Spa. authorization in accordance with to SOILMEC web site disclaimer condition.

SOILMEC Spa distributes machinery and structures all over the world, supported by SOILMEC Spa subsidiary companies and dealers. The complete Soilmec network list is available on the web site www.soilmec.it

#muddyboots